

Strongbox GIGANT complete units

consisting of: 2 Strongbox-panels 3 x 1 m or 4 x 1 m
2 Struts Gi-P and 4 connecting bolts

example: material required for a trench being 12 m long, 3 m deep, 1,10 m wide
3 x 4 = 12 Strongbox units Gi-P/100-130 with plates 3 x 1 m




Strongbox Gi-P,
complete unit

Description	for outside trench width from - to	inside clear width between the panels	with plate		with plate	
			3 x 1 m		4 x 1 m	
Strongbox unit	m	m	kg		kg	
Gi-P / 100 - 130	1,00 - 1,30	0,64 - 0,94	738		924	
Gi-P / 130 - 185	1,30 - 1,85	0,95 - 1,50	752		938	
Gi-P / 185 - 250	1,85 - 2,50	1,50 - 2,15	766		952	
Gi-P / 235 - 300	2,35 - 3,00	2,00 - 2,65	774		960	
Gi-P / 285 - 350	2,85 - 3,50	2,49 - 3,14	792		978	
Gi-P / 335 - 400	3,35 - 4,00	2,99 - 3,64	798		984	

Strongframe GIGANT complete units

consisting of: 2 Strongframes KP 3 or KP 4 V and 4 Struts Gi-P


The Strongframe panel consists of a strongbox panel bolted on to a sheeting adaptor which can be removed. The Strongframe unit effects a one metre guidance for your trench sheets.



Strongframe KP, complete unit

Description	overall outside width of strongframe for sheet type		inside clear width between strongframe panels	with plate		with plate	
	for KD III	for KD VI		3 x 1 m		4 x 1 m	
strongframe unit	m	m	m	kg	kg		
KP /100 - 130	1,19-1,49	1,27-1,57	0,64-0,94	1398		2092	
KP /130 - 185	1,50-2,05	1,58-2,13	0,95-1,50	1426		2120	
KP /185 - 250	2,05-2,75	2,13-2,78	1,50-2,15	1554		2148	
KP /235 - 300	2,55-3,20	2,63-3,28	2,00-2,65	1470		2164	
KP /285 - 350	3,04-3,69	3,12-3,77	2,49-3,14	1506		2200	
KP /335 - 400	3,54-4,19	3,62-4,27	2,99-3,64	1518		2212	

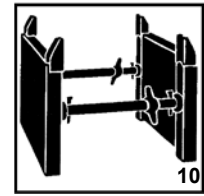
Strongbox panel Gi-P 3 x 1 m



Cutting plate

01 - 02 Components for trenching units, painted

Description	weight kg	art.no.
Strongbox-panel Gi-P 3 x 1 m	349	01303001
Strongbox-panel Gi-P 4 x 1 m	442	01303003
Strongbox-panel Gi-PV 4 x 1 m	502	01303004
Cutting plate 3 x 1,5 m	460	01303012
Cutting plate 4 x 1,5 m	580	01303016
Cutting plate 4 x 2,15 m	850	01303019
Strongframe KP 3 x 0,5 m	340	01303025
Strongframe KP 3 x 1 m	659	01303024
Strongframe KP 4 x 0,5 m	420	01303049
Strongframe KP4V 4 x 1 m	1006	01303048
back of the strongframe incl. bolts 3 x 1 m	310	
back of the strongframe incl. bolts 4 x 1 m	504	



03 Struts Gi-P

Description	weight kg	weight (kg) jacks*	(kg) outer tubes	packing unit	art.no.
Strut Gi-P/ 100-130	20	(11) 01303130	(9) 01303140	35	01303101
Strut Gi-P/ 130-185	27	(13) 01303131	(12) 01303141	40	01303102
Strut Gi-P/ 185-250	34	(15)	(17)	25	01303104
Strut Gi-P/ 235-300	38	(15)	(23)	25	01303105
Strut Gi-P/ 285-350	45	(15)	(32)	25	01303106
Strut Gi-P/ 335-400	50	(15)	(39)	25	01303107

* jacks: for Gi-P / 100-130 long = 510 mm long; for Gi-P / 130-185 long = 830 mm long;
all other sizes = 1010 mm long



04 Heavy Duty Struts Gi-PS

Heavy Duty Strut Gi-PS/ 135-185	art.no. 01303122	53,00 kg
Heavy Duty Strut Gi-PS/ 185-255	art.no. 01303123	73,00 kg
Heavy Duty Strut Gi-PS/ 235-305	art.no. 01303124	84,00 kg
Heavy Duty Strut Gi-PS/ 285-355	art.no. 01303125	95,00 kg
Heavy Duty Strut Gi-PS/ 335-405	art.no. 01303126	106,00 kg



05 Connecting Bolt, galvanized

art.no. 11303201	0,60 kg
------------------	---------



06 Tie Bolt M 30 with washer and nut, galvanized

art.no. 11303223	1,40 kg
------------------	---------



07 Driving Head, painted

art.no. 01303212	16,00 kg
------------------	----------



08 Cutting Shoe, painted, (one connecting bolt required)

art.no. 01303221	7,00 kg
------------------	---------



09 Eye Bolt M 20 for cutting plate (without illustration)

art.no. 03303261	
------------------	--



10 Assembly Support for cutting plate, painted

art.no. 01303270	1,50 m	11,60 kg
art.no. 01303271	2,15 m	13,80 kg



11 Storage Rack for 4 cutting plates 1,50 m, for facilitates transport and assembly

art.no. 01303014	3 m
art.no. 01303009	4 m



12 Wrench Handle Gi-P, painted

art.no. 06202230	4,02 kg
------------------	---------



13 Converter for struts Gi-P, into Gi-S with wedge, painted

art.no. 01303230	4,17 kg
------------------	---------

14 Rail Post to be fixed with connecting bolt, painted

art.no. 01303265	9,50 kg
------------------	---------



15 Wire Rope Lifting Sling Ø 16 mm with 4 forged safety hooks, 20 kN each at 90 °

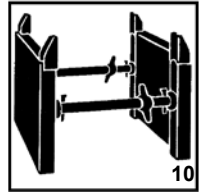
rope length 2,5 m, for 3 m x 1 m panels, galvanized	art.no. 06303205	21,00 kg
rope length 3,0 m, for 4 m x 1 m panels, galvanized	art.no. 06303206	24,00 kg



16 Wrench Handle Gi-PS, painted

art.no. 06303226	2,90 kg
------------------	---------





Modular strongframe

Modular Strongframe

MKP 3 - KD 6 , 3 m long for 5 trench sheets KD 6.....	968,0 kg
MKP 4 - KD 6 , 4 m long for 7 trench sheets KD 6.....	1286,0 kg
Corner connection for modular strongframe.....	73,0 kg
Machine bolt M 24 x 80 mm , strength 10.9, 14 pcs. per connection are required.....	

Strongbox Trenching System - Length 3,0 m



Strongbox Gi-P, complete unit

Trench depth	m	1,00	2,00	3,00	4,00	5,00	6,00
consisting of:							
Strongbox panel		2	4	6	8	10	12
struts		2	4	6	8	10	12
connecting bolt		-	4	8	12	16	20
trench-width	inside clear width between strongframe panels						
m	m						
1,00 - 1,30	0,64 - 0,94						
1,30 - 1,85	0,95 - 1,50						
1,85 - 2,50	1,50 - 2,15						
2,35 - 3,00	2,00 - 2,65						
2,85 - 3,50	2,49 - 3,14						
3,35 - 4,00	2,99 - 3,64						

Strongbox Trenching System - Length 4,0 m

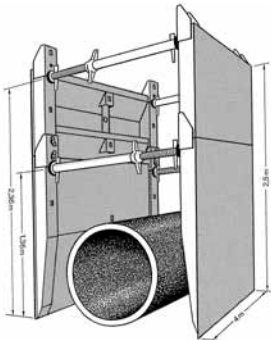
Trench depth	m	1,00	2,00	3,00	4,00
consisting of:					
strongbox panel		2	4	6	8
struts		2	4	6	8
connecting bolt		-	4	8	12
trench-width	inside clear width between strongframe panels				
m	m				
1,00 - 1,30	0,64 - 0,94				
1,30 - 1,85	0,95 - 1,50				
1,85 - 2,50	1,50 - 2,15				
2,35 - 3,00	2,00 - 2,65				
2,85 - 3,50	2,49 - 3,14				
3,35 - 4,00	2,99 - 3,64				

Strongbox Trenching System - Length 3,0 m with Cutting Plate 3 m x 1,5 m

Trench depth		m	1,50	2,50	3,50	4,50	5,50
consisting of:							
cutting plate			2	2	2	2	2
strongbox panel			-	2	4	6	8
struts			4	4	6	8	10
connecting bolt			-	4	8	12	16
trench-width	inside clear width between strongframe panels	m					
		m					
1,00 - 1,30			0,64 - 0,94				
1,30 - 1,85			0,95 - 1,50				
1,85 - 2,50			1,50 - 2,15				
2,35 - 3,00			2,00 - 2,65				
2,85 - 3,50			2,49 - 3,14				
3,35 - 4,00			2,99 - 3,64				

Strongbox Trenching System - Length 4,0 m with Cutting Plate 4 m x 1,5 m

Trench depth		m	1,50	2,50	3,50	4,50	5,50
consisting of:							
cutting plate			2	2	2	2	2
strongbox panel			-	2	4	6	8
struts			4	4	6	8	10
connecting bolt			-	4	8	12	16
trench-width	inside clear width between strongframe panels	m					
		m					
1,00 - 1,30			0,64 - 0,94				
1,30 - 1,85			0,95 - 1,50				
1,85 - 2,50			1,50 - 2,15				
2,35 - 3,00			2,00 - 2,65				
2,85 - 3,50			2,49 - 3,14				
3,35 - 4,00			2,99 - 3,64				



Strongbox, complete unit with Cutting Plate

Strongbox Trenching System - Length 4,0 m with Cutting Plate 4 m x 2,15 m

trench depth		m	2,15	3,15	4,15	5,15
consisting of:						
cutting plate			2	2	2	2
strongbox panel			-	2	4	6
struts			4	4	6	8
connecting bolt			-	4	8	12
trench-width	inside clear width between strongframe panels	m				
		m				
1,00 - 1,30			0,64 - 0,94			
1,30 - 1,85			0,95 - 1,50			
1,85 - 2,50			1,50 - 2,15			
2,35 - 3,00			2,00 - 2,65			
2,85 - 3,50			2,49 - 3,14			
3,35 - 4,00			2,99 - 3,64			